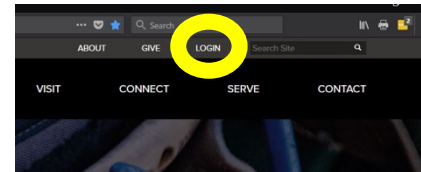
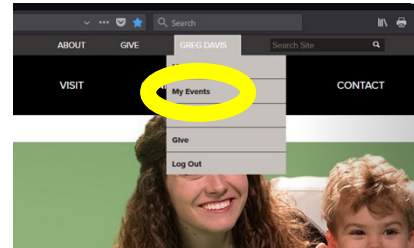


1. Log in to your Southeast Christian Church account at www.southeastchristian.org/login



2. After logging in, click on your name and select “My Events”

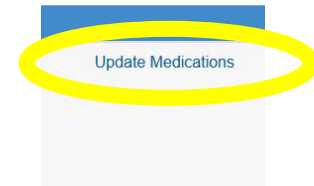


3. A link to the medication form is directly above your registration list in a blue box.

My Events

If you need to provide medication information (over the counter, prescriptions, and life saving devices) for your Camp, Mix, or Bible & Beach student you can do so here.

4. Each of your students attending a camp will be listed on a grid. Click on the link in the far-right column to start filling out the form.



5. Follow the instructions on the screen to enter the information. An example of the form is below. Click on Save when you are finished.

A screenshot of the "Medications" form. It has three input fields labeled "Medication", "Instructions", and "Schedule". At the bottom, there are two buttons: "Save" and "Cancel".